

CURRENT TRANSFORMERS

Model 64, 65, 66

Window Diameter

1.56", 2.0", 2.5"

Application:
Metering.


Frequency:
50 - 400 Hz

Insulation Level:
600 Volts, 10 kv BIL full wave

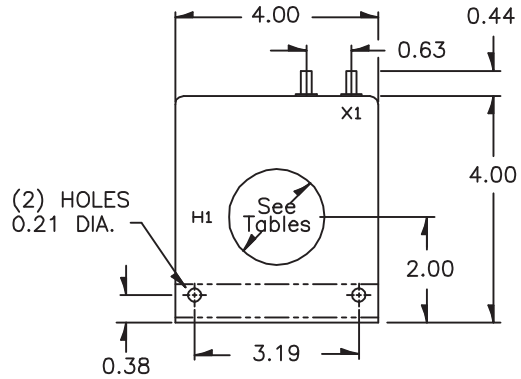
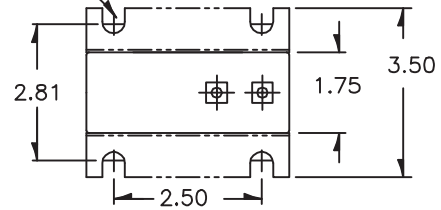


E228202

- Terminals are brass studs No. 8 - 32 UNC with one flatwasher, lockwasher and regular nut.
- Order mounting bracket kit K separately



(4) OPEN SLOTS
0.22 X 0.47



CURRENT TRANSFORMER

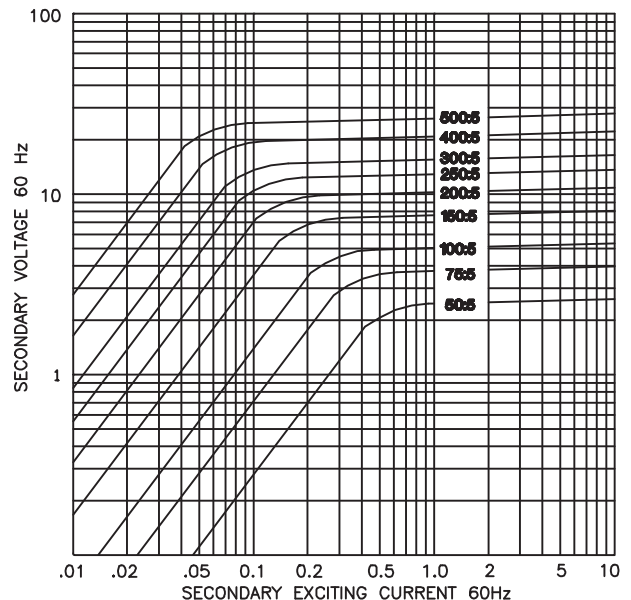
Model 64

Window Diameter 1.56"

Approx. weight 3.75 lbs.

CATALOG NUMBER	CURRENT RATIO	V.A. FOR ± 1% CLASS	ANSI METERING CLASS AT 60 Hz					SECONDARY WINDING RESISTANCE (OHMS @ 75 °C)	CONTINUOUS THERMAL RATING FACTOR	
			B0.1	B0.2	B0.5	B0.9	B1.8		@30°C	@55°C
64-500	50:5	2.5±2%	2.4	-	-	-	-	0.011	2.0	2.0
64-750	75:5	4.0	1.2	2.4	-	-	-	0.020	2.0	2.0
64-101	100:5	5.0	1.2	1.2	4.8	4.8	-	0.026	2.0	2.0
64-151	150:5	7.5	0.6	0.6	1.2	2.4	4.8	0.043	2.0	2.0
64-201	200:5	12.5	0.3	0.3	1.2	1.2	2.4	0.063	2.0	1.5
64-251	250:5	20.0	0.3	0.3	0.6	1.2	2.4	0.074	2.0	1.5
64-301	300:5	35.0	0.3	0.3	0.3	0.6	1.2	0.086	2.0	1.5
64-401	400:5	50.0	0.3	0.3	0.3	0.3	0.6	0.110	1.5	1.33
64-501	500:5	50.0	0.3	0.3	0.3	0.3	0.6	0.173	1.5	1.0

EXCITATION CURVE



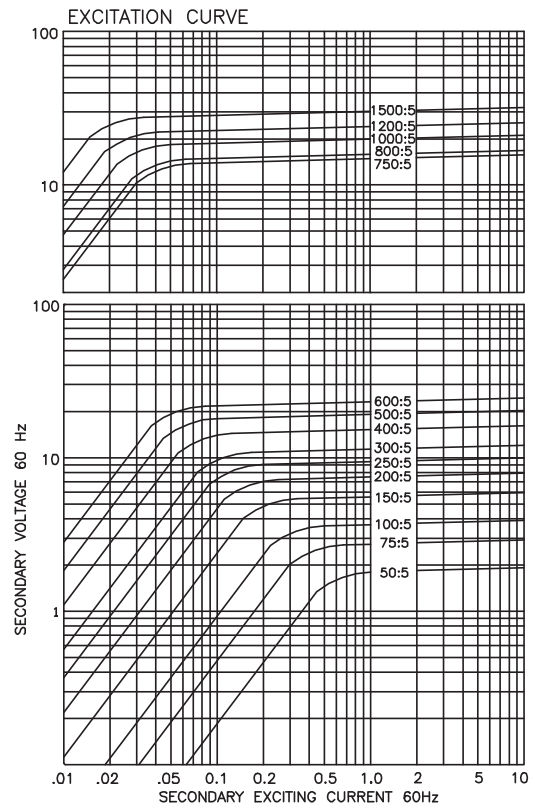
CURRENT TRANSFORMER

Model 65

Window Diameter 2.0"

Approx. weight 3.25 lbs.

CATALOG NUMBER	CURRENT RATIO	V.A. FOR ±1% CLASS	ANSI METERING CLASS AT 60 Hz					SECONDARY WINDING RESISTANCE (OHMS @ 75 °C)	CONTINUOUS THERMAL RATING FACTOR	
			B0.1	B0.2	B0.5	B0.9	B1.8		③30°C	③55°C
			65-500	50:5	2.0	2.4	-		-	-
65-750	75:5	4.0	2.4	2.4	-	-	0.013	2.0	2.0	
65-101	100:5	4.0	1.2	1.2	4.8	-	0.022	2.0	2.0	
65-151	150:5	6.0	0.6	0.6	2.4	4.8	0.039	2.0	2.0	
65-201	200:5	12.5	0.6	0.6	1.2	2.4	0.047	2.0	2.0	
65-251	250:5	15.0	0.3	0.3	0.6	1.2	0.067	2.0	1.5	
65-301	300:5	20.0	0.3	0.3	0.6	1.2	0.077	2.0	1.5	
65-401	400:5	35.0	0.3	0.3	0.3	0.6	0.110	1.5	1.25	
65-501	500:5	50.0	0.3	0.3	0.3	0.6	0.155	1.33	1.0	
65-601	600:5	60.0	0.3	0.3	0.3	0.6	0.186	1.25	1.0	
65-751	750:5	75.0	0.3	0.3	0.3	0.6	0.197	1.0	0.8	
65-801	800:5	80.0	0.3	0.3	0.3	0.6	0.210	1.0	0.8	
65-102	1000:5	100.0	0.3	0.3	0.3	0.6	0.253	1.0	0.8	
65-122	1200:5	105.0	0.3	0.3	0.3	0.3	0.316	1.0	0.8	
65-152	1500:5	140.0	0.3	0.3	0.3	0.3	0.491	1.0	0.8	



CURRENT TRANSFORMER

Model 66

Window Diameter 2.5"

Approx. weight 2.5 lbs.

CATALOG NUMBER	CURRENT RATIO	V.A. FOR ±1.5% CLASS	ANSI METERING CLASS AT 60 Hz					SECONDARY WINDING RESISTANCE (OHMS @ 75 °C)	CONTINUOUS THERMAL RATING FACTOR	
			B0.1	B0.2	B0.5	B0.9	B1.8		③30°C	③55°C
			66-500	50:5	1.5±2%	-	-		-	-
66-750	75:5	2.5±2%	2.4	-	-	-	0.008	2.0	2.0	
66-101	100:5	2.5	1.2	2.4	-	-	0.013	2.0	2.0	
66-151	150:5	4.0	1.2	1.2	2.4	4.8	0.020	2.0	2.0	
66-201	200:5	5.0	0.6	0.6	2.4	2.4	0.038	2.0	2.0	
66-251	250:5	10.0	0.6	0.6	1.2	2.4	0.045	2.0	2.0	
66-301	300:5	12.5	0.3	0.3	1.2	2.4	0.065	2.0	1.5	
66-401	400:5	20.0	0.3	0.3	0.6	1.2	0.082	1.5	1.33	
66-501	500:5	30.0	0.3	0.3	0.6	1.2	0.107	1.5	1.25	
66-601	600:5	40.0	0.3	0.3	0.6	1.2	0.162	1.33	1.0	
66-751	750:5	50.0	0.3	0.3	0.6	0.6	0.202	1.0	0.8	
66-801	800:5	60.0	0.3	0.3	0.6	0.6	0.216	1.0	0.8	

